

Cat6A Unshielded Plenum

SKU: TS-PBC/6A-BK

23AWG • 4 Twisted Pairs • CMP • U/UTP
750MHz • Solid Copper



Packaging Available

- 1000ft Reel

Jacket Colors



Key Features

- Bandwidth tested up to 750 MHz
- Suitable for 1 and 10-Gigabit Ethernet
- Easily Identified Color Striped Pairs
- Sequential Footage Markings Every 2ft
- In compliance with ANSI/TIA 568.2-D
- RoHS-3 compliant
- Supports PoE, PoE+, and PoE++ (IEEE 802.3af/at/bt) up to 60W & 300V DC

Print Legend

CAT6A 750MHz CMP PLENUM UTP 4-PAIR 23AWG EIA/TIA-568-C.2-1 0002FT-1000FT

Technical Data

Operating Temp. Range 75°C/167°F


Max. Operating Voltage 300v

Bend Radius 2in/5mm

| Insulation | HDPE |
|--|-------------|
| Average Thickness | 0.250 |
| Min Point Thickness | 0.230 |
| Conductor Insulation Dia. (±0.01mm) | 1.08 |
| Twisted Pair Dia. (±0.02mm) | 2.16 |
| Spline | PE |

| Jacket | CMP-PVC |
|----------------------------------|-------------|
| Average Thickness | 0.55 |
| Min. Point Thickness | 0.50 |
| Overall Diameter (±0.1mm) | 6.20 |
| Ripcord | Yes |

| Conductor | Solid Bare Copper |
|--------------------------|-------------------|
| Size | 23AWG |
| Conductor Dia. (±0.05mm) | 0.58 |



Color of Pairs

| | |
|--------|----------------------|
| Pair 1 | Blue- White/Blue |
| Pair 2 | Orange- White/Orange |
| Pair 3 | Green- White/Green |
| Pair 4 | Brown- White/Brown |



Cable ID: 417 UTP4 CAT6A BC-TS

Test Limit: TIA Cat 6 Perm. Link

Limits Version: V7.6

Date / Time: 10/10/2021 12:53:35 PM

Operator: CHENGXIAOLAN

Headroom 3.9 dB (NEXT 3,6-4,5)

Cable Type: Cat 6A U/UTP

NVP: 68.2%

Main: Versiv

S/N: 2034142

Software Version: V6.6 Build 2

Calibration Date: 12/23/2020

Adapter: DSX-8000 (DSX-PLA804)

S/N: 20475125

Test Summary: PASS

Remote: Versiv

S/N: 2035009

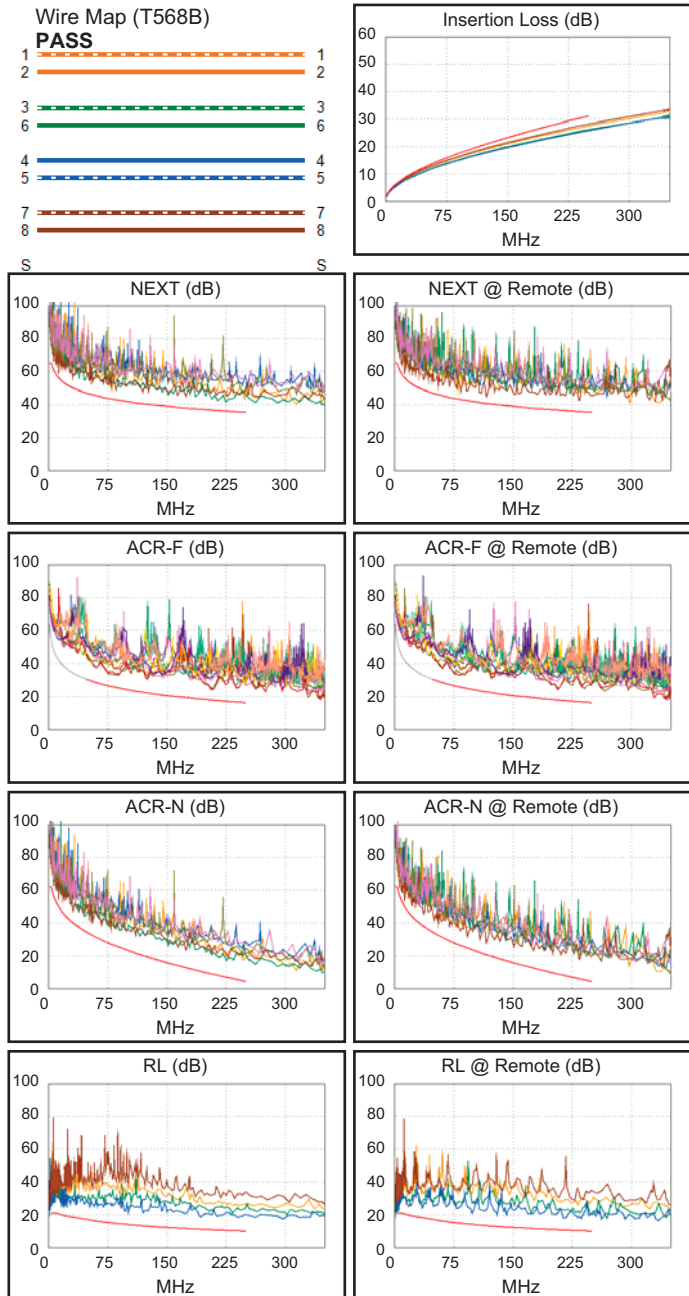
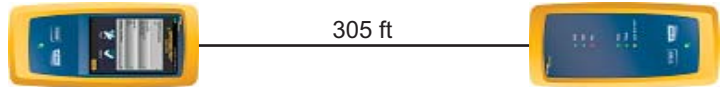
Software Version: V6.6 Build 2

Calibration Date: 12/23/2020

Adapter: DSX-8000R (DSX-PLA804)

S/N: 20485133

| | | |
|-----------------------------|------------|-------|
| Length (ft), Limit 295 | [Pair 4,5] | 315 |
| Prop. Delay (ns), Limit 498 | [Pair 7,8] | 487 |
| Delay Skew (ns), Limit 44 | [Pair 7,8] | 18 |
| Resistance (ohms) | [Pair 7,8] | 14.24 |
| | | |
| Insertion Loss Margin (dB) | [Pair 7,8] | 3.1 |
| Frequency (MHz) | [Pair 7,8] | 250.0 |
| Limit (dB) | [Pair 7,8] | 31.1 |



Worst Case Margin Worst Case Value

| PASS | MAIN | SR | MAIN | SR |
|---------------------|---------|---------|---------|---------|
| Worst Pair | 3,6-4,5 | 3,6-4,5 | 1,2-4,5 | 3,6-4,5 |
| NEXT (dB) | 4.8 | 3.9 | 5.2 | 6.9 |
| Freq. (MHz) | 12.6 | 91.5 | 233.5 | 233.5 |
| Limit (dB) | 56.2 | 42.5 | 35.8 | 35.8 |
| Worst Pair | 1,2 | 3,6 | 1,2 | 3,6 |
| PS NEXT (dB) | 6.2 | 5.5 | 6.3 | 7.4 |
| Freq. (MHz) | 225.0 | 91.5 | 233.5 | 234.0 |
| Limit (dB) | 33.5 | 39.9 | 33.2 | 33.2 |

| PASS | MAIN | SR | MAIN | SR |
|----------------------|---------|---------|---------|---------|
| Worst Pair | 4,5-3,6 | 4,5-3,6 | 4,5-3,6 | 4,5-3,6 |
| ACR-F (dB) | 6.4 | 6.5 | 6.4 | 6.5 |
| Freq. (MHz) | 206.5 | 206.5 | 206.5 | 206.5 |
| Limit (dB) | 17.9 | 17.9 | 17.9 | 17.9 |
| Worst Pair | 3,6 | 3,6 | 3,6 | 3,6 |
| PS ACR-F (dB) | 8.4 | 8.5 | 8.4 | 8.5 |
| Freq. (MHz) | 206.5 | 206.5 | 206.5 | 206.5 |
| Limit (dB) | 14.9 | 14.9 | 14.9 | 14.9 |

| N/A | MAIN | SR | MAIN | SR |
|----------------------|---------|---------|---------|---------|
| Worst Pair | 3,6-4,5 | 3,6-4,5 | 1,2-4,5 | 3,6-4,5 |
| ACR-N (dB) | 5.5 | 4.7 | 10.2 | 11.9 |
| Freq. (MHz) | 12.6 | 12.8 | 233.5 | 233.5 |
| Limit (dB) | 50.0 | 49.9 | 5.9 | 5.9 |
| Worst Pair | 3,6 | 3,6 | 1,2 | 3,6 |
| PS ACR-N (dB) | 7.4 | 6.9 | 9.8 | 12.3 |
| Freq. (MHz) | 12.6 | 12.8 | 233.5 | 234.0 |
| Limit (dB) | 47.6 | 47.5 | 3.3 | 3.2 |

| PASS | MAIN | SR | MAIN | SR |
|----------------|------|------|-------|-------|
| Worst Pair | 4,5 | 4,5 | 4,5 | 4,5 |
| RL (dB) | 6.6 | 3.9 | 7.9 | 7.0 |
| Freq. (MHz) | 4.6 | 4.6 | 238.0 | 233.5 |
| Limit (dB) | 21.0 | 21.0 | 10.2 | 10.3 |

Compliant Network Standards:
 10BASE-T 100BASE-TX 100BASE-T4
 1000BASE-T 2.5GBASE-T 5GBASE-T
 ATM-25 ATM-51 ATM-155
 100VG-AnyLan TR-4 TR-16 Active
 TR-16 Passive

Electrical Characteristics

| Frequency MHz | Return Loss Min (dB) | Attenuation Max (dB/100m) | Next (Min dB) |
|---------------|-------------------------|------------------------------|------------------|
| 1 | 20.0 | 2.1 | 74.3 |
| 4 | 23.0 | 3.8 | 65.3 |
| 8 | 24.5 | 5.3 | 60.8 |
| 16 | 25.0 | 7.5 | 56.2 |
| 20 | 25.0 | 8.4 | 54.8 |
| 62.5 | 21.5 | 15.0 | 47.4 |
| 100 | 20.1 | 19.1 | 44.3 |
| 200 | 18.0 | 27.6 | 39.8 |
| 250 | 17.3 | 31.1 | 38.3 |
| 300 | 16.8 | 34.3 | 37.1 |
| 500 | 15.2 | 45.3 | 33.8 |
| 750 | 14.0 | 62.3 | 31.1 |

| Frequency MHz | PSNEXT Min (dB) | ELFEXT Min (dB/100m) | PSELFEXT Min (dB/100m) | Delay Max (ns/100m) |
|---------------|--------------------|-------------------------|---------------------------|------------------------|
| 1 | 72.3 | 67.8 | 64.8 | 570.0 |
| 4 | 63.3 | 55.8 | 52.8 | 552.0 |
| 8 | 58.8 | 49.7 | 46.7 | 546.7 |
| 16 | 54.2 | 43.7 | 40.7 | 543.0 |
| 20 | 52.8 | 41.8 | 38.8 | 542.0 |
| 62.5 | 45.4 | 31.9 | 28.9 | 538.6 |
| 100 | 42.3 | 27.8 | 24.8 | 537.6 |
| 200 | 37.8 | 21.8 | 18.8 | 536.5 |
| 250 | 36.3 | 19.8 | 16.8 | 536.3 |
| 300 | 35.1 | 18.3 | 15.3 | 536.1 |
| 500 | 31.8 | 13.8 | 10.8 | 535.6 |
| 750 | 29.1 | 10.3 | 7.3 | 535.3 |

1.0-100.0MHz Impedance(ohms) 100 ± 15

1.0-100.0MHz Delay Skew(ns/100m) <=45

Pair-to-Ground Capacitance Unbalance (pF/100m) <=3300

Max. Conductor DC Resistance 20oC (ohms/km) 72.2

Resistance Unbalance (%) <=5

Mechanical Characteristics

| | |
|-------------------------------|-----------------|
| Test Object | Jacket |
| Test Material | PVC |
| Before Tensile Strength (Mpa) | >=13.8 |
| Aging Elongation (%) | >=150 |
| Aging Condition (°Cxhrs) | 100x168 |
| After Tensile Strength (Mpa) | >=85% of unaged |
| Aging Elongation (%) | >=50% of unaged |
| Cold Bend (-20+2° Cx4hrs) | No Crack |

We Ship direct from our high service warehouse.

Returns? No problem. Guarantee? Of course

The information provided herein is, to the best of our knowledge, true and accurate. Since conditions of use are beyond our control, all information presented is without guarantee or responsibility on our part. We disclaim all liability in connection with the use of information contained herein or otherwise.